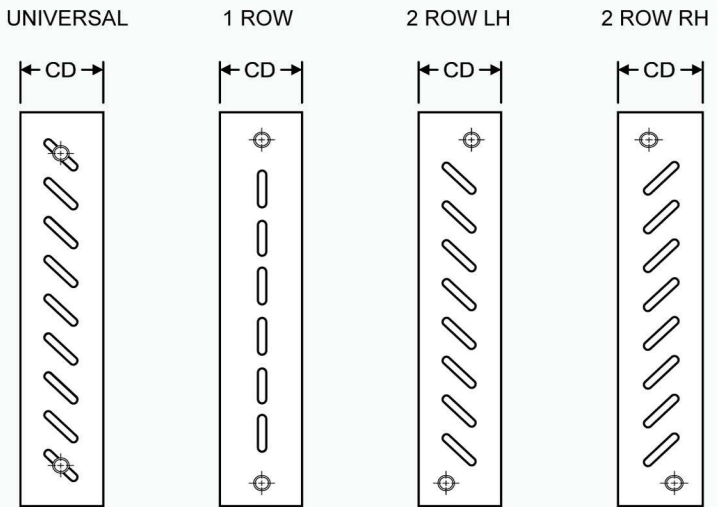
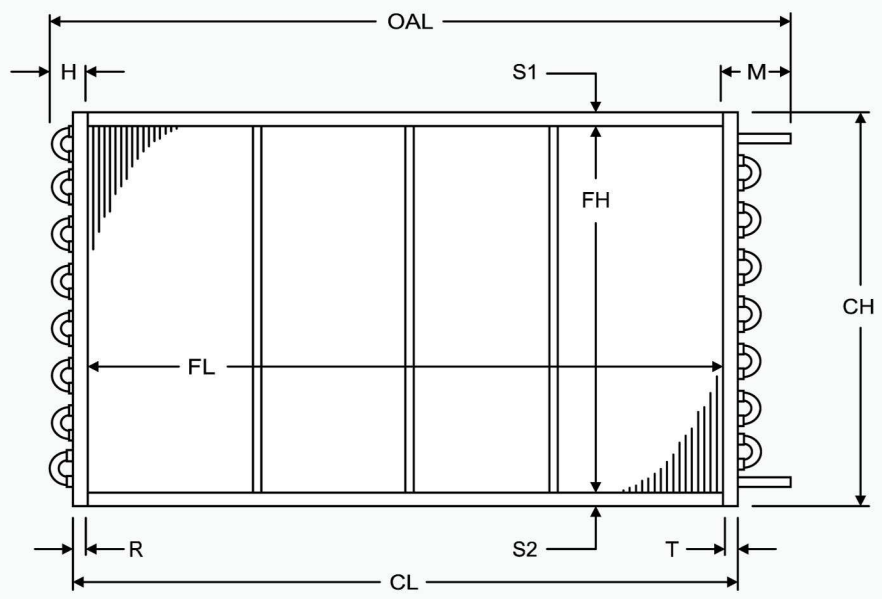
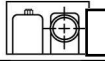
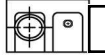
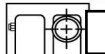


Technician:	Date:	Revision Description	Rev. Date	REV
-------------	-------	-----------------------------	------------------	------------



Design Specifications											Material		
#	Tag #	Qty	Type	FH	FL	Tube Size	Rows	FPI	Casing	Hand	Connections	Supply	Return
1											Manifolds		
Technician Initials:											Fins		
											Tube Wall		

Dimensional Data														Vents						
#	Connection Locations						CH	CL	CD	OAL	L	M	H	Flanges				Cap	1/8"	
	A	B	C	D	E	F								R	S1	S2	T			
1																		Face	1/4"	
Tech.																		Side	1/2"	

Company:	Work Order #:	Date:	Circuits:	
Dwg #:	Model #:	OEM:	Notes:	
Dwg By:	Approved By:	PO #:		
Project:	Contact:	Rev:		
DRAWING		1	OF	1